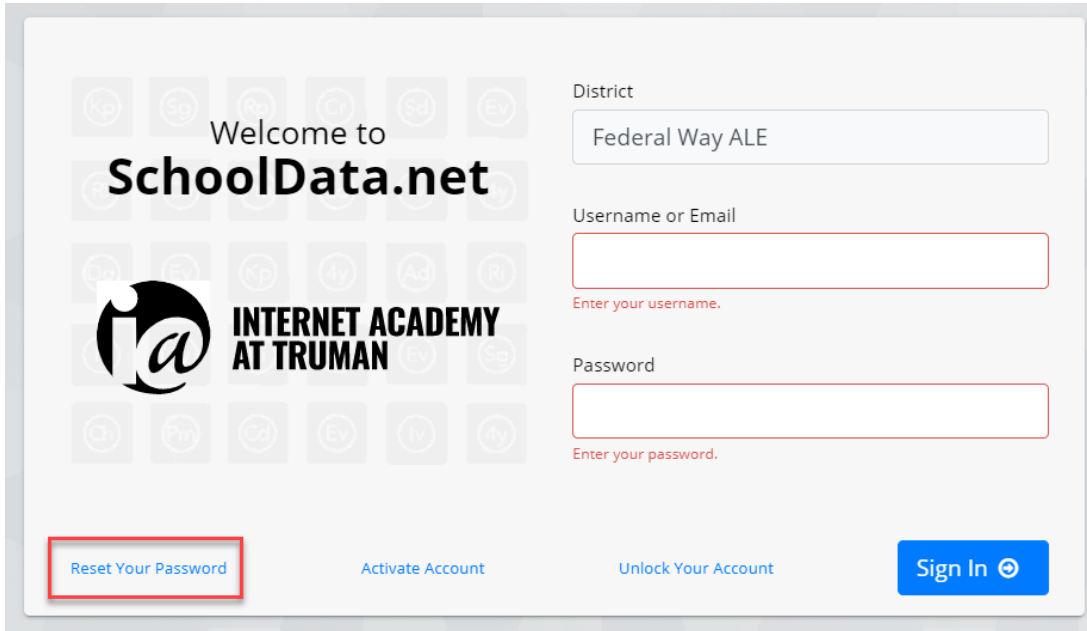


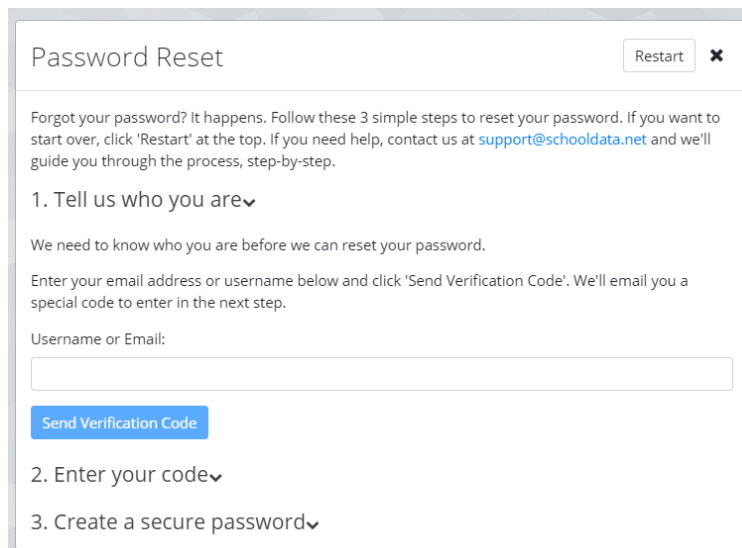
ALE Application for Federal Way Parents: Logging In

Access the login page at [https://federalwayale.schooldata.net/v2/ale-sis/](https://federalwayale schooldata.net/v2/ale-sis/)

You will need to reset your password the first time you log in by clicking on the “Reset Your Password” link in the bottom left hand corner.

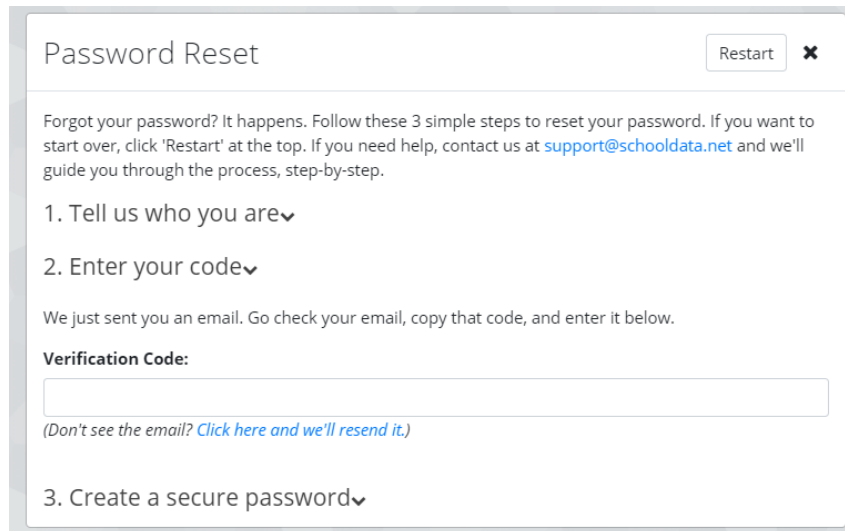


You will be asked for your username or Email - and for most parents, your username is your email address. Enter the email address you provided to the school and click “send verification code.”



Check that email address for a message from School Data Solutions. *Be sure to check your spam folder as sometimes the auto generated emails are routed there.*

Copy and paste or enter the code you receive from your email into the verification screen and once verified, create your new password.



The screenshot shows a web interface titled "Password Reset" with a "Restart" button and a close icon in the top right corner. The main text reads: "Forgot your password? It happens. Follow these 3 simple steps to reset your password. If you want to start over, click 'Restart' at the top. If you need help, contact us at support@schooldata.net and we'll guide you through the process, step-by-step." Below this, there are three numbered steps, each with a dropdown arrow: "1. Tell us who you are", "2. Enter your code", and "3. Create a secure password". Under step 2, there is a text input field labeled "Verification Code:" and a link: "(Don't see the email? [Click here and we'll resend it.](#))".

Each time you login, you will use your email address as your username and your password will be whatever you set it to be. If your district uses authentication, every time you will log in through the second screen after clicking on the "Use SchoolData.net Account" button.

Follow these same steps if you forget your password or need to reset it for any reason. Passwords are not stored in the system.